

Workman® Personal Fall Limiter



*Because every life has a **purpose...***

Workman Personal Fall Limiters (PFL)



PFL web version
(front)

PFL cable version
(front)

PFL cable version
(back)

With its solid design and fast-acting brake mechanism, you can be confident that the Workman Personal Fall Limiter (PFL) will be there for you when you need it most.

The Workman PFL features:

- Durable, engineered thermoplastic housing decreases weight.
- Rugged, impact-absorbing protective bumpers for added durability.
- Lifeline choice of cable or web to meet your needs.
- A 400 lb. working capacity eliminates the need to custom order a product for a worker exceeding 310 lbs.
- ATO ordering flexibility allows you to order the exact options you want, and only the options you want.
- Integral load indicator alerts the user that the unit has been involved in a fall and that the PFL must be removed from service.
- PFL and lifeline connector options enable unit to be used in a variety of applications. Users can choose the type of connector they are most comfortable with and that best suits their application.
- Integral swivel on PFL connector.
- Meets ANSI Z359.14, all applicable OSHA standards, and is CSA & EN certified.
- A variety of price options allows the PFL to be used in virtually any market.

Cable or Webbing: Choose the Version that is Right for You

PFL Connector Options:




Back D Connector




1" Steel Carabiner




2" Steel Carabiner



36CL Snaphook




2" Aluminum Carabiner



1" Aluminum Carabiner


Lifeline Connector Options:



36C Snaphook



LC Snaphook




36CS Snaphook



Swivel Carabiner



LI Snaphook



Triple Lock Carabiner

Workman Web PFL Ordering Information

WORKMAN PFL— WEB VERSION						
PART NO.	Description	PFL Connection	Lifeline Connection	Standards		
				CSA Z259.2.2	ANSI Z359.14-2012	OSHA
1	10093348	Workman PFL, 12' line length	None	LI Snaphook		■
1	10093349	Workman PFL, 12' line length	None	LC Snaphook		■
1	10093350	Workman PFL, 12' line length	1" Steel Carabiner	LC Snaphook		■
2	10093352	Workman PFL, 12' line length	Back D Connector	LC Snaphook		■
1	10093353	Workman PFL, 12' line length	1" Steel Carabiner	36C Snaphook	■	■
1	10093354	Workman PFL, 12' line length	None	36C Snaphook	■	■
	10093351	Workman PFL, 11' line length	Back D Connector	AL64 Snaphook		■
	10093355	Workman PFL, 10' line length	None	AL36C Snaphook	■	■
2	10093356	Workman PFL, 10' line length	None	36C Snaphook	■	■
2	10093357	Workman PFL, 10' line length	1" Steel Carabiner	36C Snaphook	■	■
	10093358	Workman PFL, 10' line length	Back D Connector	36C Snaphook	■	■

Workman Cable PFL Ordering Information

WORKMAN PFL— CABLE VERSION						
PART NO.	Description	PFL Connection	Lifeline Connection	Standards		
				CSA Z259.2.2	ANSI Z359.14-2012	OSHA
	10104708	Workman PFL, 12' line length	None	LI snaphook		■
	10104709	Workman PFL, 12' line length	None	LC Snaphook		■
	10104710	Workman PFL, 12' line length	1" Steel Carabiner	LC Snaphook		■
	10104791	Workman PFL, 11' line length	Back D Connector	AL64 Snaphook		■
	10104792	Workman PFL, 12' line length	Back D Connector	LC Snaphook		■
2	10104793	Workman PFL, 12' line length	1" Steel Carabiner	36C Snaphook	■	■
	10104794	Workman PFL, 12' line length	None	36C Snaphook	■	■
	10104795	Workman PFL, 10' line length	None	AL36C Snaphook	■	■
	10104796	Workman PFL, 10' line length	None	36C Snaphook	■	■
	10104797	Workman PFL, 10' line length	1" Steel Carabiner	36C Snaphook	■	■
	10104798	Workman PFL, 10' line length	Back D Connector	36C Snaphook	■	■

Workman Personal Fall Limiter (PFL) Assemble-To-Order Matrix

Approvals	Line Length	PFL Connector	Lifeline Connector	Field Replaceable Line	QUANTITY
C CSA & OSHA A ANSI Z359.1 & OSHA O OSHA & ANSI A10.32 E EN360: 2002	06 6' Web 07 7' Web 08 8' Web 09 9' Web 10 10' Web 11 11' Web 12 12' Web 07G 7' Cable 08G 8' Cable 09G 9' Cable 10G 10' Cable 11G 11' Cable 12G 12' Cable	0 None 1 Back D-ring Connector 2 1" Aluminum Carabiner 3 1" Steel Carabiner 4 2" Aluminum Carabiner 5 2" Steel Carabiner 6 36CL Snaphook	0 LI Snaphook 1 Swivel Carabiner 2 1" Aluminum Carabiner 3 1" Steel Carabiner 5 AL64 Snaphook 6 LC Snaphook 8 36C Snaphook 9 36CSN Snaphook A Triple Lock Carabiner B 36CS Snaphook with Load Indicator D 36CL Snaphook	N No Y Yes	
A-PFL					

- Replaceable Lifeline feature not available on Workman PFL's with cable lifeline.
- Workman PFL's ordered using the ATO matrix are not returnable.
- Large snaphooks (AL64 and 36CL) available with Back D-ring Connector on PFL Connector only

Note: This bulletin contains only a general description of the products shown. While uses and performance capabilities are described, under no circumstances shall the products be used by untrained or unqualified individuals and not until the product instructions including any warnings or cautions provided have been thoroughly read and understood. Only they contain the complete and detailed information concerning proper use and care of these products.



MSA Corporate Center
1000 Cranberry Woods Drive
Cranberry Township, PA 16066 USA
Phone 724-776-8600
www.MSA.com

U.S. Customer Service Center
Phone 1-800-MSA-2222
Fax 1-800-967-0398

MSA Canada
Phone 1-800-672-2222
Fax 1-800-967-0398

MSA Mexico
Phone 011 52 442 227.3949
Fax 011 52 442 227 3943

MSA International
Phone 724-776-8626
Toll Free 1-800-672-7777
FAX 724-741-1559

