

MSA

The Safety Company

MSA Confined Space Entry Equipment



MSA
The Safety Company

XTIRPA™

WE KNOW WHAT'S AT STAKE.

MSA Confined Space Entry Equipment

MSA XTIRPA Manhole Guard System

Use for confined space vertical entry and fall protection when portable base is needed.

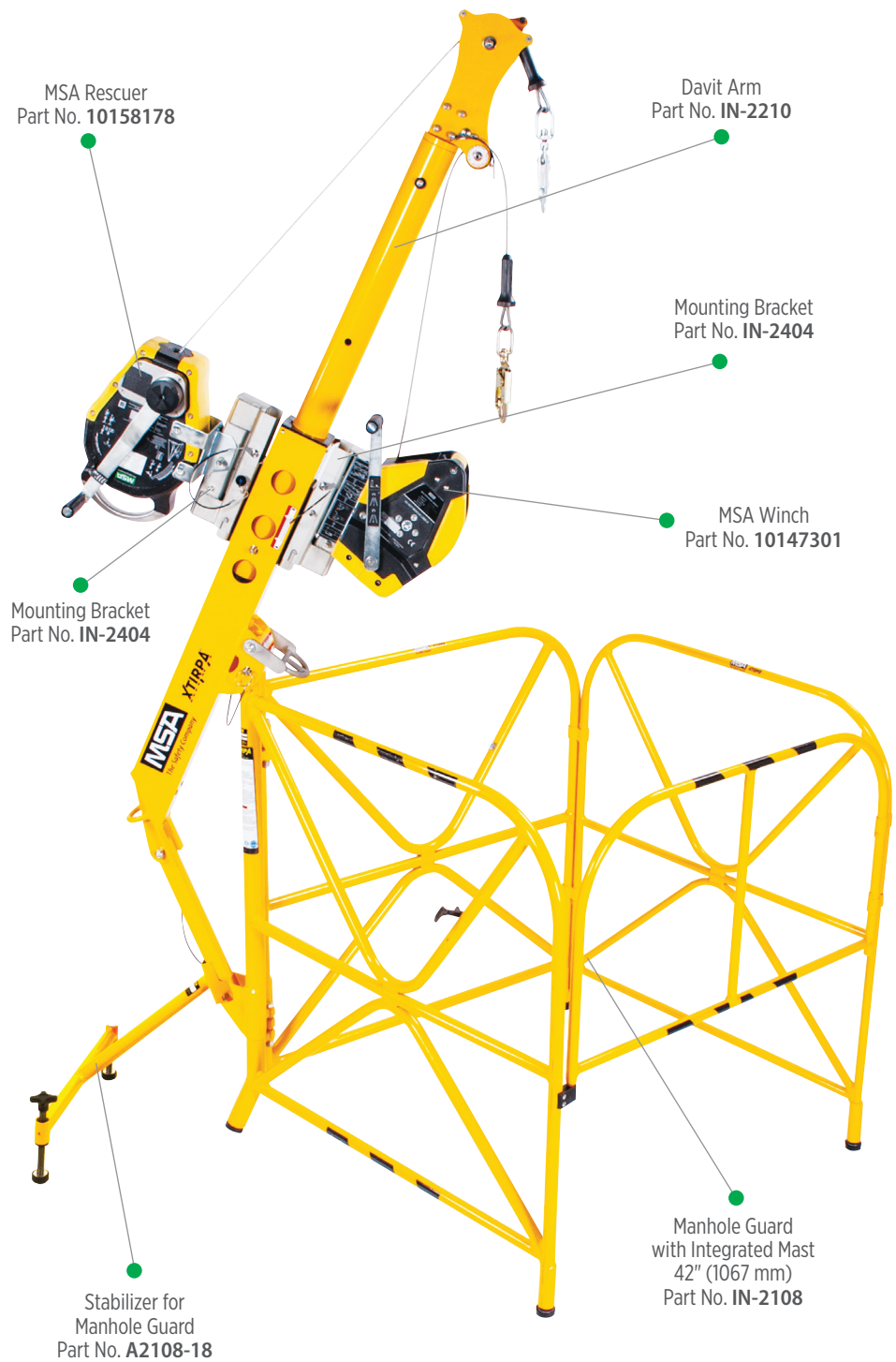
Manhole Guard Systems are portable anchorage connectors used for vertical entry into confined spaces. The Manhole Guard with Integrated Mast barricades exposed entry points while providing the necessary strength needed for fall protection, entry and retrieval applications. The Davit Arm and Manhole Guard with Integrated Mast interface allows for reduced material surrounding the confined space entry, thus reducing the presence of trip and fall hazards.

Weight Capacity












400 lbs. (181 kg)
as pictured with MSA Rescuer and MSA Winch

Required System Components

- Davit Arm **IN-2210**
 - Manhole Guard with Integrated Mast **IN-2108**
- OR**
- Large Manhole Guard with Integrated Mast **IN-2324**
 - Rescuer SRL such as **10158178** and corresponding attachment bracket such as **IN-2404**



Ordering Information

<p>Davit Arm 24" Reach</p>		<p>P/N IN-2210</p> <p>24" davitt arm with secondary winch adapter for fall protection and retrieval facilitates access to confined spaces. Used in conjunction with 24" mast IN-2003 and appropriate base/system or manhole guard. IN-2108 or IN-2324. Equipped with 5,000-lb. anchor point. Unit weight: 33 lbs. 67"L x 9"W x 8"H.</p>	<p>Meets OSHA Regulations</p>
<p>Manhole Guard Integrated Mast 42"</p>		<p>P/N IN-2108</p> <p>Portable manhole guard with integrated mast that is used in conjunction with 24" davitt arm for confined space fall protection and retrieval. Comes with adjustable feet for simple leveling of system. Unit weight: 29 lbs. 42"H x 38"W x 38"D.</p>	<p>Meets OSHA Regulations</p>
<p>Large Manhole Guard Integrated Mast 42"</p>		<p>P/N IN-2324</p> <p>Large portable manhole guard with integrated mast that is used in conjunction with the 24" davitt arm for confined space fall protection and retrieval. Comes with adjustable feet for simple leveling of system. Unit weight: 44 lbs. 42"H x 52"W x 52"D.</p>	<p>Meets OSHA Regulations</p>
<p>Multifunctional Barricade 4 Side</p>		<p>P/N IN-2101</p> <p>4-sided multi-functional portable manhole guard allows worker to assemble additional sections to create safe working area. For use with portable manhole guard IN-2108 or IN-2324. Unit weight: 28 lbs. 42"H x 38"W x 38"D.</p>	
<p>Multifunctional Barricade 1 Side</p>		<p>P/N A2101-07</p> <p>Single section multi-functional portable manhole guard allows worker to assemble additional sections as needed to create a safe working area. 42"H x 38"W x 38"D. For use with portable manhole guard IN-2108 or IN-2324. Unit weight: 7 lbs.</p>	
<p>Kick Plate for Manhole Guard and Barricade</p>		<p>P/N IN-2176</p> <p>Kick-plate protector for portable manhole guard to help prevent objects at foot level from entering confined space. 6"H x 37-1/2"L x 1/16"W (thickness). Unit weight: 4 lbs.</p>	
<p>Stabilizer for Manhole Guard 42"</p>		<p>P/N A2108-18</p> <p>Stabilizer for IN-2108 or IN-2324 portable manhole guards. For use with self-retracting lanyards more than 50 ft. for increased system stability. May be used with other winching mechanisms: either material-handling winch or man-handling winch. Unit weight: 10 lbs.</p>	
<p>Stabilizer with Wheels for Manhole Guard 42"</p>		<p>P/N A2108-20</p> <p>Stabilizer for IN-2108 or IN-2324 portable manhole guard with wheels. For use with self-retracting lanyards more than 50 ft. for increased system stability. Wheels allow for ease of movement without dismantling system. Unit weight: 13 lbs.</p>	
<p>MSA Rescuer</p>		<p>P/N 10158178</p> <p>Fast, easy and intuitive fall protection with integral bi-directional retrieval capability. Stainless steel cable, 50 ft. (16m). Unit weight: 34 lbs.</p>	<p>Standards: ANSI Z359.14, OSHA</p>
<p>MSA Winch</p>		<p>P/N 10147301</p> <p>Maximum work load of 400 lbs. for personnel, 620 lbs. for materials. Includes integral RFID technology and self-locking swivel 36C snaphook. Stainless steel cable, 65 ft. (20m). Unit weight: 30 lbs.</p>	<p>Standards: ANSI Z359.14, OSHA</p>
<p>Mounting Bracket</p>		<p>P/N IN-2404</p> <p>Mounting bracket for MSA Rescuer and MSA Winch.</p>	<p>Meets OSHA Regulations</p>

MSA Confined Space Entry Equipment

MSA XTIRPA Adapter Base System—24" Reach

Use for confined space vertical entry and fall protection when fixed base is needed.

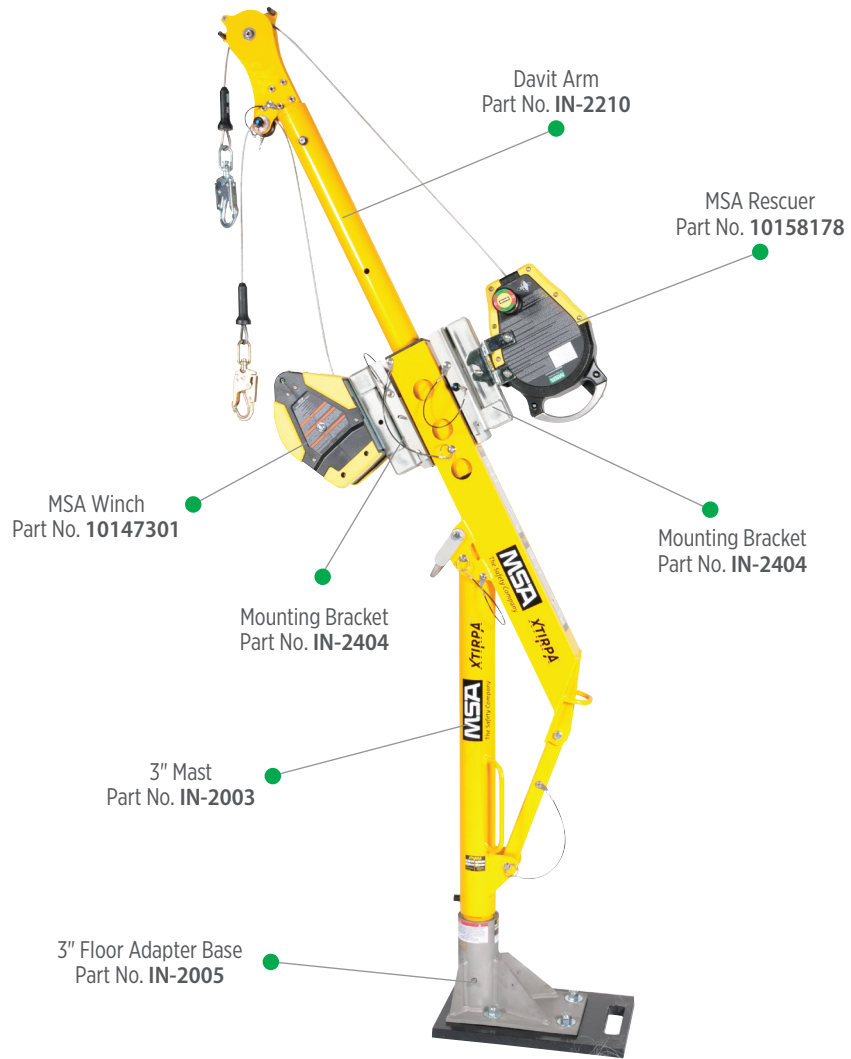
Adapter Base Systems are fixed anchorage connectors used for vertical entry into confined spaces. The adapter base is permanently affixed to an existing structure. The many different adapter base options can accommodate any work environment. This system is designed for work areas that require regular setup and teardown.

Weight Capacity

360 lbs. (163 kg) as pictured with MSA Rescuer

Required System Components

- Davit Arm **IN-2210**
- 3" Mast **IN-2003**
- 3" Adapter Base
- Rescuer SRL such as **10158178** and corresponding attachment bracket such as **IN-2404**



Ordering Information

Davit Arm 24" Reach



P/N IN-2210

24" davit arm with secondary winch adapter for fall protection and retrieval facilitates access to confined spaces. Used in conjunction with 24" mast IN-2003 and appropriate base/system or manhole guard. IN-2108 or IN-2324. Equipped with 5,000-lb. anchor point. Unit weight: 33 lbs.

Meets OSHA Regulations

3" Diameter Mast



P/N IN-2003

Mast for confined space fall protection and retrieval to be used in conjunction with the 24" davit arm IN-2210 and any Xtirpa System mast base or system. 45" height. Unit weight 22 lbs.

Meets OSHA Regulations

Mast Extension (15", 18" or 24")

















P/N IN-2044 15" Unit weight 20 lbs.
P/N IN-2109 18" Unit weight 24 lbs.
P/N IN-2045 24" Unit weight 26 lbs.

Meets OSHA Regulations












Mast extension is constructed of painted steel and provides additional height when used with any mast base.

Ordering Information

3" Floor Adapter Base		P/N IN-2005 304 stainless steel P/N IN-2106 Zinc-plated P/N IN-2311 316 stainless steel	Meets OSHA Regulations
Floor adapter base attaches to concrete or steel. Use with mast IN-2003 and davit arm IN-2210. Bolts not included.			
3" Flush Floor Adapter Base		P/N IN-2006 304 stainless steel P/N IN-2114 Zinc-plated P/N IN-2325 316 stainless steel	Meets OSHA Regulations
Floor adapter attaches to concrete or steel. May help to reduce trip hazards when not in use. Use with mast IN-2003 and davit arm IN-2210. Bolts not included.			
3" Fresh Concrete Floor Adapter Base		P/N IN-2007 304 stainless steel P/N IN-2326 316 stainless steel	Meets OSHA Regulations
Floor adapter for use with fresh concrete floors in new construction. May help to reduce trip hazards when not in use. Use with mast IN-2003 and davit arm IN-2210.			
3" Wall Adapter Base		P/N IN-2013 304 stainless steel P/N IN-2107 Zinc-plated P/N IN-2327 316 stainless steel	Meets OSHA Regulations
Adapter attaches flush to concrete or steel vertical structures for minimal intrusion. Use with universal mast IN-2003 and davit arm IN-2210. Bolts not included.			
3" Mural Adapter Base with 8" Offset		P/N IN-2124 304 stainless steel	Meets OSHA Regulations
Adapter attaches to concrete or steel vertical structures, provides 8" clearance from wall. Use with universal mast IN-2003 and davit arm IN-2210. Bolts not included.			
3" Mural Adapter Base with 14" Offset		P/N IN-2067 304 stainless steel P/N IN-2312 316 stainless steel	Meets OSHA Regulations
Adapter attaches to concrete or steel vertical structures, provides 14" clearance from wall. Use with universal mast IN-2003 and davit arm IN-2210. Bolts not included.			
3" Sleeve Adapter Base		P/N IN-2097 304 stainless steel P/N IN-2328 316 stainless steel	Meets OSHA Regulations
Sleeve adapter provides flush mount with concrete floor. For use with universal mast IN-2003 and davit arm IN-2210. 4.2" diameter hole needed.			
3" Barrel Adapter Base		P/N IN-2021 304 stainless steel P/N IN-2129 Zinc-plated	Meets OSHA Regulations
Barrel adapter attaches to walls that are maximum 3" thick. For use with universal mast IN-2003 and davit arm IN-2210. Commonly used on boats and ferries.			
3" Barrel Adapter Base 2" to 5"		P/N IN-2315 Zinc-plated	Meets OSHA Regulations
Barrel adapter attached to walls between 2" and 5" thick. Commonly used on shoring boxes.			
3" Exterior Corner Wall Adapter Base		P/N IN-2131 304 stainless steel P/N IN-2132 Zinc-plated	Meets OSHA Regulations
Wall mount adapter base provides option for attaching mast adapter to exterior 90° corner wall. Bolts not included.			
3" Interior Corner Wall Adapter Base		P/N IN-2133 304 stainless steel P/N IN-2134 Zinc-plated	Meets OSHA Regulations
Wall mount adapter base provides the option for attaching a mast adapter to an interior 90 degree corner wall. Bolts not included.			
Universal Ring Adapter		P/N IN-2087	Meets OSHA Regulations
Universal ring adapter is used on ceilings or walls with Pole Hoist System. Use horizontally or vertically. Bolts not included.			
3" Center Mount Floor Adapter Base		P/N IN-2105 304 stainless steel P/N IN-2137 Zinc-plated P/N IN-2329 316 stainless steel	Meets OSHA Regulations
Center mount floor adapter attaches to concrete or steel. Use with universal mast IN-2003 and davit arm IN-2210. Ideal when 360° movement required. Bolts not included.			
3" H-Beam Adapter Base		P/N IN-2085 304 stainless steel	Meets OSHA Regulations
Adapter attaches to H-beam to provide anchorage point for mast IN-2003 and davit arm IN-2210. Designed for H-beam width 12" x 26". Used on suspended floors over sections of beams. Ships with bolts.			

MSA Confined Space Entry Equipment

Ordering Information

3" Top Wall Adapter 90°		P/N IN-2117 304 stainless steel Adapter provides option for attaching mast adapter to top of concrete wall at 90°. Use with universal mast IN-2003 and davit arm IN-2210. Bolts not included.	Meets OSHA Regulations
Mural Wall Angular Adapter		P/N IN-2314 Wall mounted winch adapter plate for use with IN-2087 anchor and confined space pulley and carabiner.	Meets OSHA Regulations
Fall Arrest and Rescue Link Adapter		P/N IN-2271 Adapter for fall arrest and rescue fits onto davit arm IN-2210 and is used with mechanical rope system in place of SRL. Used to form mechanical advantage rope system.	Meets OSHA Regulations
Wire Rope Link		P/N IN-2400 Wire rope to be used with IN-2271 fall arrest and rescue link adapter.	Meets OSHA Regulations
Warning Post		P/N IN-2161 Used with permanent adapter bases when installed in high traffic locations to provide visual warning. May help prevent objects from falling in base and reduce trip hazards. Fits 3" diameter hole for bases used with IN-2003 universal mast.	
3" Adapter Cap		P/N IN-2072 Cap for use with permanent adapter bases when mast not installed. May prevent objects from falling into adapter base. Fits 3" diameter hole for IN-2003 universal mast.	
3" Adapter Cap with SST Wire		P/N IN-2073 Cap with stainless steel wire for use with permanent adapter bases when mast not installed. May prevent objects from falling into adapter base. Fits 3" diameter hole for IN-2003 universal mast.	
Reinforcement Plates		P/N P2006-006 Reinforcement plate for adapter IN-2006 304 stainless steel P/N P2105-001 Reinforcement plate for adapter IN-2105 304 stainless steel P/N P2005-001 Reinforcement plate for adapter IN-2005 304 stainless steel P/N P2087-004 Reinforcement plate for adapter IN-2087 304 stainless steel P/N P2013-008 Reinforcement plate for adapter IN-2013 304 stainless steel	
Threaded Rod Kit 3/4-10 x 12"		P/N IN-2174 Kit comes with 4 12" stainless steel threaded rods for sandwich-type installation of adapters.	
Threaded Rod Kit 3/4-10 x 16"		P/N IN-2212 Kit comes with 4 16" stainless steel threaded rods for sandwich-type installation of adapters.	
MSA Rescuer		P/N 10158178 Fast, easy and intuitive fall protection with integral bi-directional retrieval capability. Stainless steel cable, 50 ft. (16m).	Standards: ANSI Z359.14, OSHA
MSA Winch		P/N 10147301 Maximum work load of 400 lbs. for personnel, 620 lbs. for materials. Includes integral RFID technology and self-locking swivel 36C snaphook. Stainless steel cable, 65 ft. (20m).	Standards: ANSI Z359.14, OSHA
Mounting Bracket		P/N IN-2404 Mounting bracket for MSA Rescuer and MSA Winch.	Standards: ANSI Z35w9.14, OSHA

Manhole Cover Lifter

Ordering Information

**Ratchet Manhole
Cover Lifter**



P/N IN-2071

Ratchet manhole cover lifter offers ergonomically safe way to lift lids with less strain. Lightweight and durable. Measures 53" height. Non-skidding tempered steel pegs, includes medium hook. 3 hook sizes available. Unit weight: 20 lbs.

Square J Hook

P/N P2071-021P

Square J hook used with ratchet manhole cover lifter IN-2071.

Medium Square Hook

P/N P2071-022P

Medium square hook used with ratchet manhole cover lifter IN-2071.

Large J Hook

P/N P2071-023P

Large J hook used with ratchet manhole cover lifter IN-2071.

MSA Confined Space Entry Equipment

MSA XTIRPA Hitch Mount System

Use for confined space vertical entry and fall protection when portable base is needed.

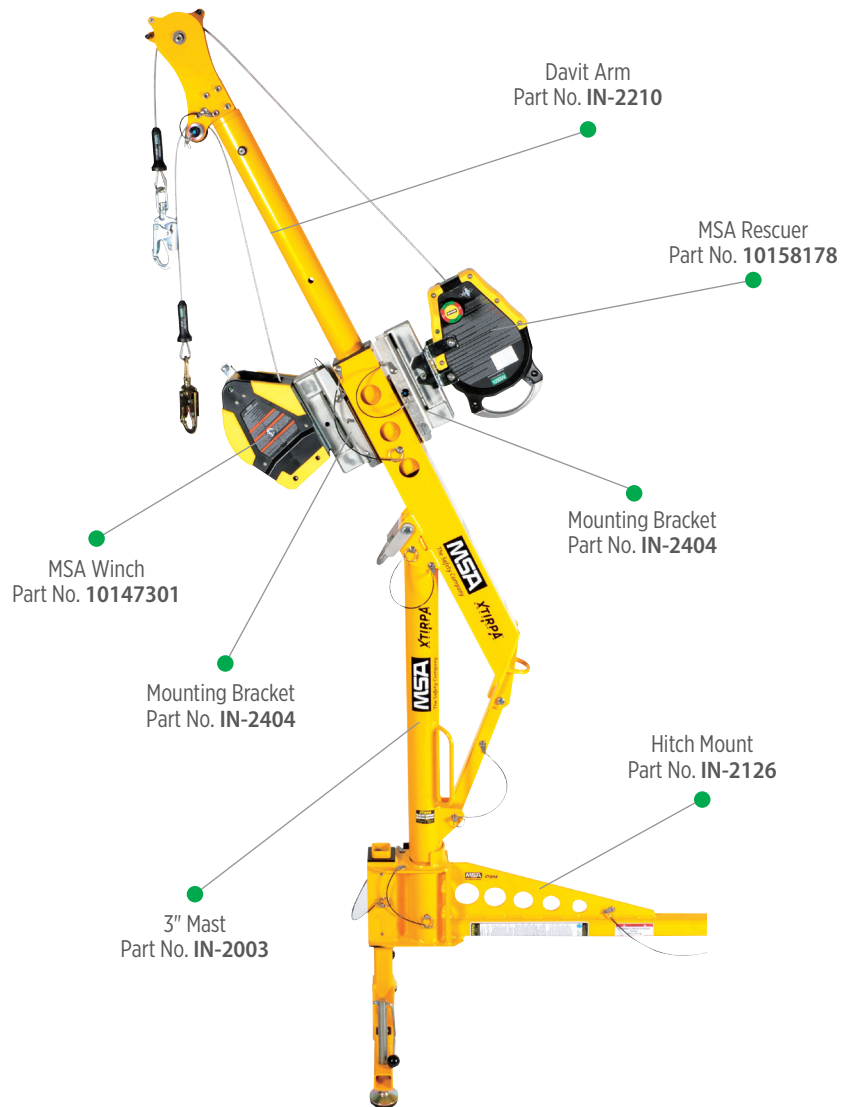
Hitch Mount Systems are portable anchorage connectors used for vertical entry into confined spaces. The hitch mount can be customized to accommodate a variety of confined space applications. The Hitch Mount System is commonly used with rescue vehicles for confined space rescue.

Weight Capacity




360 lbs. (163 kg) as pictured with MSA Rescuer

Required System Components









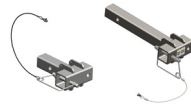



- Davit Arm **IN-2210**
- 3" Mast **IN-2003**
- Hitch Mount with 24" Stabilizer **IN-2126** or Hitch Mount with 60" Stabilizer **IN-2204**
- Rescuer SRL such as **10158178** and corresponding attachment bracket such as **IN-2404**



Ordering Information

Davit Arm 24" Reach 	P/N IN-2210 24" davit arm with secondary winch adapter for fall protection and retrieval facilitates access to confined spaces. Used in conjunction with 24" mast IN-2003 and appropriate base/system or manhole guard. IN-2108 or IN-2324. Equipped with 5,000-lb. anchor point. Unit weight: 33 lbs.	Meets OSHA Regulations
3" Diameter Mast 	P/N IN-2003 Mast for confined space fall protection and retrieval to be used in conjunction with the 24" davit arm IN-2210 and any Xtirpa System mast base or system. 45" height. Unit weight 22 lbs.	Meets OSHA Regulations
Mast Extension (15", 18" or 24") 	P/N IN-2044 15" Unit weight 20 lbs. P/N IN-2109 18" Unit weight 24 lbs. P/N IN-2045 24" Unit weight 26 lbs. Mast extension is constructed of painted steel and provides additional height when used with any mast base.	Meets OSHA Regulations

Ordering Information

3" Hitch Mount with 24" Stabilizer		P/N IN-2126 Hitch mount with 24" stabilizer is part of confined space system that connects to 2" square vehicle receiver hitches. Use with mast IN-2003 and davit arm IN-2210. Ships with adjustable screw pads for simple leveling of system.	Meets OSHA Regulations
3" Hitch Mount with 60" Stabilizer		P/N IN-2204 Hitch mount with 60" stabilizer is part of confined space system that connects to 2" square vehicle receiver hitches. Use with mast IN-2003 and davit arm IN-2210. Ships with adjustable screw pads for simple leveling of system.	Meets OSHA Regulations
Universal Joint Assembly for Hitch Mount		P/N A2126-07 Universal joint assembly attaches to hitch mount IN-2126 or IN-224 allowing for 22.5 degrees of lateral movement when attached to vehicle hitch. Usually used in conjunction with 72" hitch mount extension A2126-09.	Meets OSHA Regulations
90° Extension for Hitch Mount		P/N A2126-10 Attaches to hitch mount IN-2126 or IN-2204 and provides 90° extension. Allows vehicle to be parallel with traffic and access confined spaces on side of road.	Meets OSHA Regulations
C-Clamp Adapters for Hitch Mount		P/N A2126-14 16" C-clamp P/N A2126-33 23.5" C-clamp C-Clamp for Hitch Mount Systems with 16" or a 8.5" -23.5" range.	Meets OSHA Regulations
Anchor Bolt Adapter for Hitch Mount		P/N A2126-21 Portable anchor for hitch mounts IN-2126 or IN-2204.	Meets OSHA Regulations
Universal Wall Adapter for Hitch Mount		P/N IN-2348 Universal wall adapter for hitch mount.	Meets OSHA Regulations
Beam Adapter for Universal Wall Adapter		P/N A2348-08 Beam adapter for universal wall adapter IN-2348.	Meets OSHA Regulations
90° Extensions for Universal Wall Adapter		P/N A2348-03 8" extension for IN-2348 P/N A2348-05 16" extension for IN-2348 90° 8" or 16" extension for Universal Wall Adapter IN-2348.	Meets OSHA Regulations
MSA Rescuer		P/N 10158178 Fast, easy and intuitive fall protection with integral bi-directional retrieval capability. Stainless steel cable, 50 ft. (16m). Unit weight: 34 lbs.	Standards: ANSI Z359.14, OSHA
MSA Winch		P/N 10147301 Maximum work load of 400 lbs. for personnel, 620 lbs. for materials. Includes integral RFID technology and self-locking swivel 36C snaphook. Stainless steel cable, 65 ft. (20m). Unit weight: 30 lbs.	Standards: ANSI Z359.14, OSHA
Mounting Bracket		P/N IN-2404 Mounting bracket for MSA Rescuer and MSA Winch.	Meets OSHA Regulations

MSA Confined Space Entry Equipment

MSA XTIRPA Adjustable Wall Adapter System

Use for confined space vertical entry and fall protection when portable base is needed.

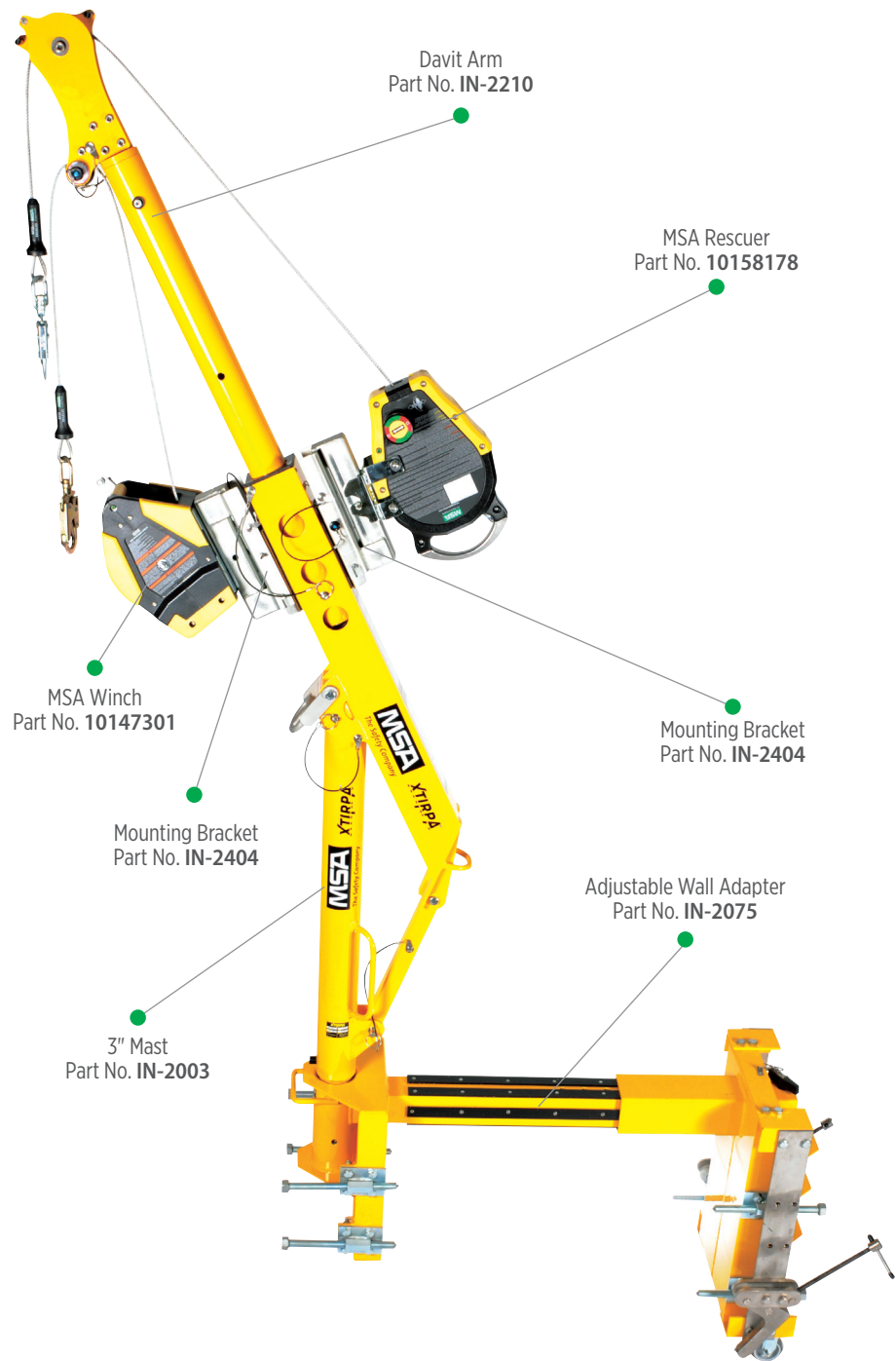
Adjustable Wall Adapter Systems are portable anchorage connectors used for vertical entry into confined spaces. The Adjustable Wall Adapters range from 6" to 45" to accommodate a wide range of confined space applications. This system is designed for frequent setup of confined space equipment.

Weight Capacity









360 lbs. (163 kg) as pictured with MSA Rescuer

Required System Components

- Davit Arm **IN-2210**
- 3" Mast **IN-2003**
- Adjustable Wall Adapter
- Rescuer SRL such as **10158178** and corresponding attachment bracket such as **IN-2404**



Ordering Information

<p>Davit Arm 24" Reach</p> 	<p>P/N IN-2210</p> <p>24" davit arm with secondary winch adapter for fall protection and retrieval facilitates access to confined spaces. Used in conjunction with 24" mast IN-2003 and appropriate base/system or manhole guard. IN-2108 or IN-2324. Equipped with 5,000-lb. anchor point. Unit weight: 33 lbs. 67"L x 9"W x 8"H.</p>	<p>Meets OSHA Regulations</p>
<p>3" Diameter Mast</p> 	<p>P/N IN-2003</p> <p>Mast for confined space fall protection and retrieval to be used in conjunction with 24" davit arm IN-2210 and any Xtirpa System mast base or system. 45" height. Unit weight 22 lbs.</p>	<p>Meets OSHA Regulations</p>
<p>Mast Extension (15", 18" or 24")</p> 	<p>P/N IN-2044 15" Unit weight 20 lbs. P/N IN-2109 18" Unit weight 24 lbs. P/N IN-2045 24" Unit weight 26 lbs.</p> <p>Mast extension is constructed of painted steel and provides additional height when used with any mast base.</p>	<p>Meets OSHA Regulations</p>
<p>Mast/Davit Arm (18" or 9" reach)</p> 	<p>P/N IN-2295 18" reach P/N IN-2363 9" reach</p> <p>Low clearance integrated mast and davit arm for use in any of 24" davit arm adapter bases when shorter clearance is needed.</p>	<p>Meets OSHA Regulations</p>
<p>Adjustable Wall Adapter (from 6" to 45")</p> 	<p>P/N IN-2008 6"-15.75" P/N IN-2168 12"-24" P/N IN-2075 12"-31.5" P/N IN-2125 24"-45" P/N IN-2251 12"-30"</p> <p>Adjustable wall adapters range from 6 to 45". Adapter comes standard with A2008-12 (tightening rod with tempered steel single point). Tightening rods with different pad configurations are also available. Bolts included.</p>	<p>Meets OSHA Regulations</p>
<p>MSA Rescuer</p> 	<p>P/N 10158178</p> <p>Fast, easy and intuitive fall protection with integral bi-directional retrieval capability. Stainless steel cable, 50 ft. (16m). Unit weight: 34 lbs.</p>	<p>Standards: ANSI Z359.14, OSHA</p>
<p>MSA Winch</p> 	<p>P/N 10147301</p> <p>Maximum work load of 400 lbs. for personnel, 620 lbs. for materials. Includes integral RFID technology and self-locking swivel 36C snaphook. Stainless steel cable, 65' (20m). Unit weight: 30 lbs.</p>	<p>Standards: ANSI Z359.14, OSHA</p>
<p>Mounting Bracket</p> 	<p>P/N IN-2404</p> <p>Mounting bracket for MSA Rescuer and MSA Winch.</p>	<p>Meets OSHA Regulations</p>

MSA Confined Space Entry Equipment

MSA XTIRPA Manhole Collar System

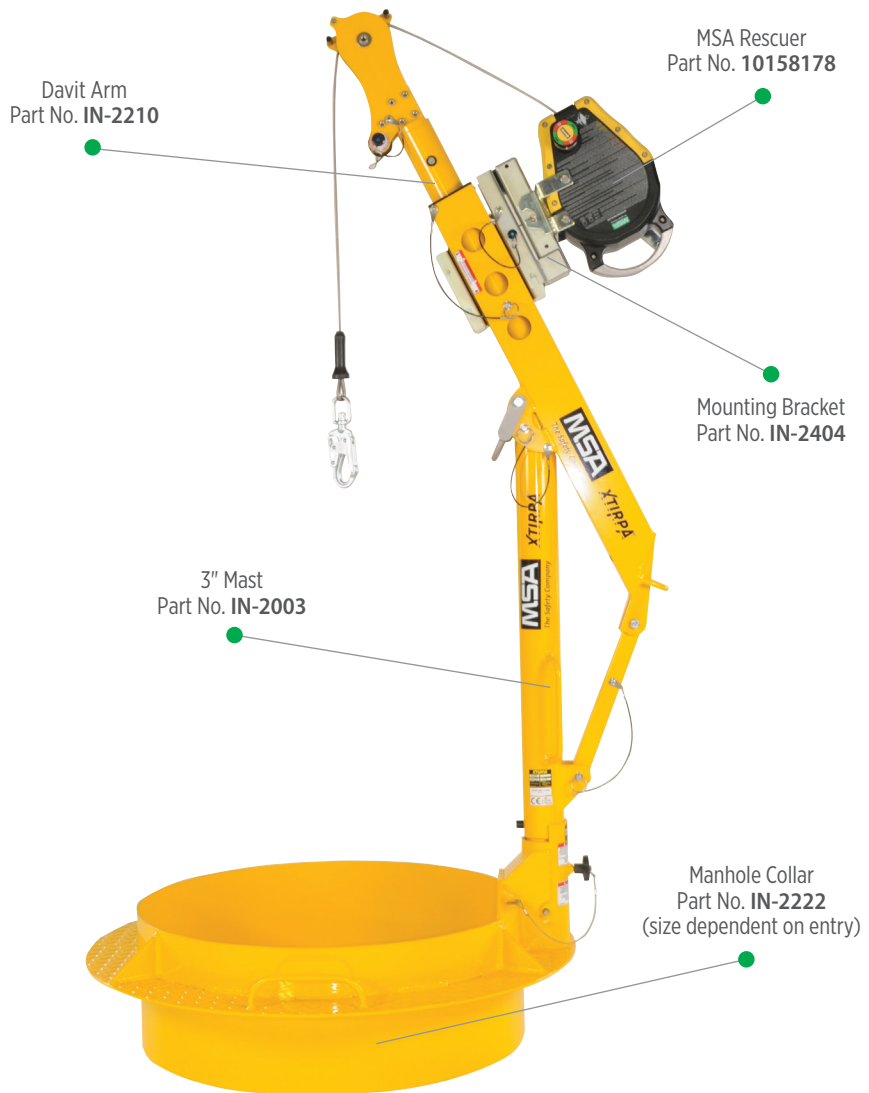
Use for confined space vertical entry and fall protection when portable base is needed.

Manhole Collar Systems are portable anchorage connectors used for vertical entry into confined spaces. The Manhole Collar provides an adapter base by fitting within a manhole opening. This system is designed for frequent setup of confined space equipment over similarly-sized openings.




Weight Capacity
360 lbs. (163 kg)
 as pictured with
 MSA Rescuer

Required System Components












- Davit Arm **IN-2210**
- 3" Mast **IN-2003**
- Manhole Collar (size dependent upon entry)
- Rescuer SRL such as **10158178** and corresponding attachment bracket such as **IN-2404**



Ordering Information

Davit Arm 24" Reach		P/N IN-2210	Meets OSHA Regulations
24" davit arm with secondary winch adapter for fall protection and retrieval facilitates access to confined spaces. Used in conjunction with 24" mast IN-2003 and appropriate base/system or manhole guard. IN-2108 or IN-2324. Equipped with 5,000-lb. anchor point. Unit weight: 33 lbs. 67"L x 9"W x 8"H.			
3" Diameter Mast		P/N IN-2003	Meets OSHA Regulations
Mast for confined space fall protection and retrieval to be used in conjunction with 24" davit arm IN-2210 and any Xtirpa System mast base or system. 45" height. Unit weight 22 lbs.			
Mast Extension (15", 18" or 24")		P/N IN-2044 15" Unit weight 20 lbs. P/N IN-2109 18" Unit weight 24 lbs. P/N IN-2045 24" Unit weight 26 lbs.	Meets OSHA Regulations
Mast extension is constructed of painted steel and provides additional height when used with any mast base.			

Ordering Information

Mast/Davit Arm <i>(18" or 9" reach)</i>		P/N IN-2295 18" reach P/N IN-2363 9" reach	Meets OSHA Regulations Low clearance integrated mast and davit arm for use in any 24" davit arm adapter bases when shorter clearance is needed. Low clearance mast and davit arm is 36" tall.
Manhole Collar <i>(sizes are for diameter)</i>		P/N IN-2287 Fits 16-18" P/N IN-2219 Fits 18-20" P/N IN-2220 Fits 20-22" P/N IN-2221 Fits 22-24" P/N IN-2217 Fits 24-26" P/N IN-2222 Fits 26-28" P/N IN-2218 Fits 28-30" P/N IN-2167 Fits 30-32" P/N IN-2223 Fits 32-34" P/N IN-2224 Fits 34-36"	Meets OSHA Regulations Provides portable adapter base for confined space system by fitting within manhole opening.
Manhole Retaining Ring		P/N IN-2010	Retaining ring used to secure cone shaped safety ring IN-2009 to manhole.
Cone Shaped Safety Ring		P/N IN-2009	Cone shaped sealing safety ring used in conjunction with retaining ring IN-2010 to prevent liquids from entering confined space.
Manhole Collar Seat		P/N A2217-10	Seat can be attached to any manhole collar for added comfort when entering or working on a confined space entry point.
Hand Rail Attachment for Mast		P/N IN-2282	Adaptable hand rail for use with mast IN-2003 to provide easier entrance/exit from confined space. Unit weight 5.5 lbs.
Ladder Adapter for Manhole Collar		P/N A2217-05	Ladder adapter that attaches to any manhole collar and provides mechanism to secure ladder. Cannot be used with cone shaped safety ring IN-2009. Product comes with necessary hardware.
Positioning Seat		P/N IN-2244	Positioning seat allows for comfortable entrance/exit of confined spaces. Seat attaches to winch cable.
MSA Rescuer		P/N 10158178	Standards: ANSI Z359.14, OSHA Fast, easy and intuitive fall protection with integral bi-directional retrieval capability. Stainless steel cable, 50 ft. (16m).
MSA Winch		P/N 10147301	Standards: ANSI Z359.14, OSHA Maximum work load of 400 lbs. for personnel, 620 lbs. for materials. Includes integral RFID technology and self-locking swivel 36C snaphook. Stainless steel cable, 65 ft. (20m).
Mounting Bracket		P/N IN-2404w	Meets OSHA Regulations Mounting bracket for MSA Rescuer and MSA Winch.

MSA Confined Space Entry Equipment

MSA XTIRPA Adapter Base System—30"– 48" Reach

Use for confined space vertical entry and fall protection when fixed base is needed.

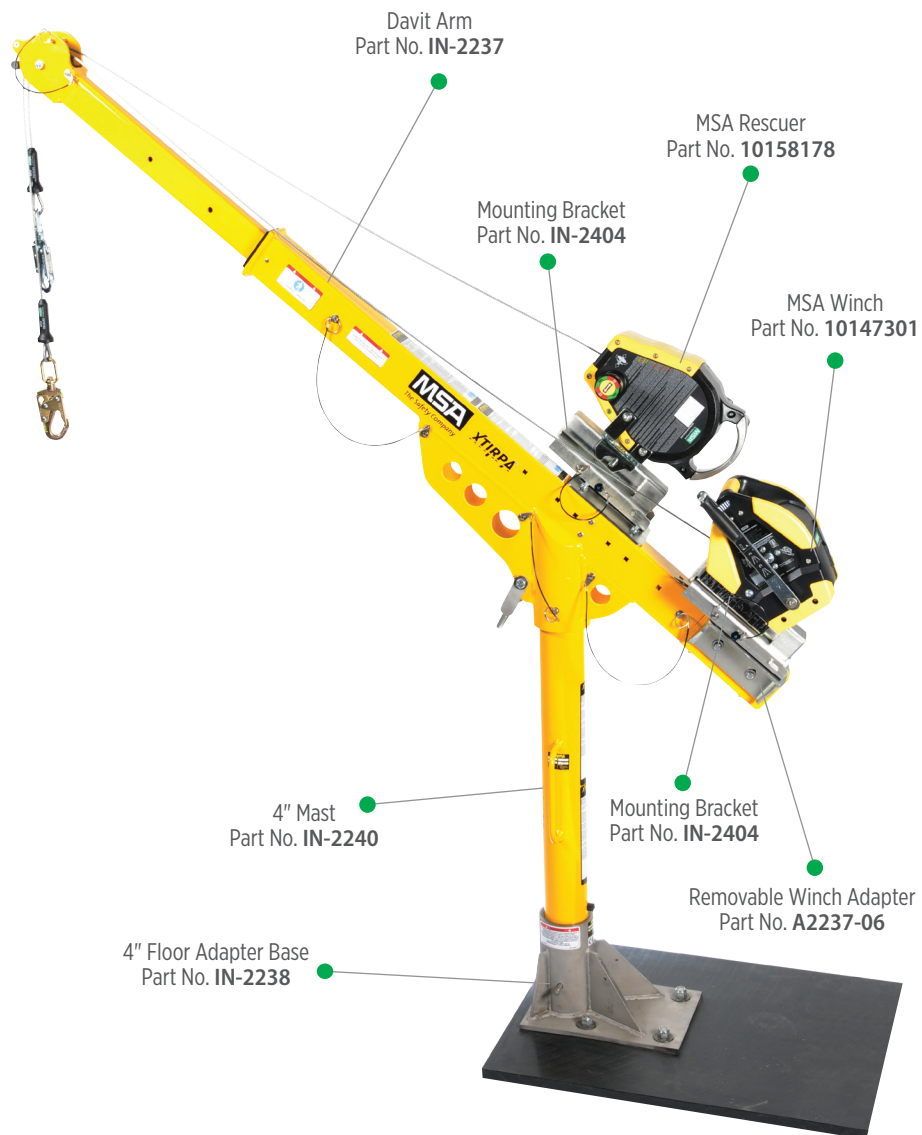
Adapter Base Systems are fixed anchorage connectors used for vertical entry into confined spaces. The adapter base is permanently affixed to an existing structure. The many different adapter base options can accommodate any work environment. This system is designed for work areas that require regular setup and teardown.

Weight Capacity




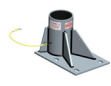










360 lbs. (163 kg) as pictured with MSA Rescuer

Required System Components

- Davit Arm **IN-2237**
- 4" Mast with 42" Height **IN-2240** or 4" Mast with 60" Height **IN-2313**
- 4" Adapter Base
- Rescuer SRL such as **10158178** and corresponding attachment bracket such as **IN-2404**



Ordering Information

Davit Arm 30" to 48" Reach		P/N IN-2237	Meets OSHA Regulations
<p>30-48" Extendable Davit Arm for fall protection and retrieval facilitates access to confined spaces. Use with masts IN-2240 or IN-2313. Pinholes located at 30", 36" and 48" to accommodate various reach lengths. Equipped with 5000-lb. anchor point. For extra winch configurations, use A2237-06.</p>			
Removable Winch Adapter		P/N A2237-06	Meets OSHA Regulations
<p>Removable winch adapter for 30-48" extendable davit arm IN-2237.</p>			
4" Mast for Davit Arm (42" or 60")		P/N IN-2240 42" Height P/N IN-2313 60" Height	Meets OSHA Regulations
<p>4" mast for confined space fall protection and retrieval to be used in conjunction with 30-48" extendable davit arm IN-2237. Can also be used with universal T-base IN-2305.</p>			
4" Floor Adapter Base		P/N IN-2238 304 stainless steel P/N IN-2302 Zinc-plated	Meets OSHA Regulations
<p>Floor adapter attaches to concrete or steel structure. For use with mast IN-2240 or IN-2313 and davit arm IN-2237. Bolts not included.</p>			
4" Mural Adapter Base		P/N IN-2253 304 stainless steel P/N IN-2303 Zinc-plated	Meets OSHA Regulations
<p>Mural adapter installed flush to concrete for minimal intrusion in work space. Use with mast IN-2240 or IN-2313 and davit arm IN-2237. Bolts not included.</p>			
4" Center Mount Floor Adapter Base		P/N IN-2254 304 stainless steel P/N IN-2304 Zinc-plated	Meets OSHA Regulations
<p>Center mount floor adapter attaches to concrete or steel structure. Use with mast IN-2240 or IN-2313 and davit arm IN-2237. Ideal for 360° rotation. Bolts not included.</p>			
4" Flush Floor Adapter Base		P/N IN-2266 304 stainless steel	Meets OSHA Regulations
<p>Flush floor adapter attaches to concrete or steel. May help reduce trip hazards when not in use. Use with mast IN-2240 or IN-2313 and davit arm IN-2237. Bolts not included.</p>			
4" Sleeve Adapter Base		P/N IN-2255 304 stainless steel	Meets OSHA Regulations
<p>Sleeve adapter provides flush mount with concrete floor. For use with mast IN-2240 or IN-2313 and davit arm IN-2237. 5.75" diameter hole needed.</p>			
4" Adapter Cap		P/N IN-2272	Meets OSHA Regulations Use with permanent adapter bases when mast not installed. May help to prevent objects from falling in base. Use with mast IN-2240 or IN-2313. Fits 4" diameter hole.
4" Adapter Cap with SST Wire		P/N IN-2273	Meets OSHA Regulations Use with permanent adapter bases when mast not installed. May help to prevent objects from falling in base. Use with mast IN-2240 or IN-2313. Fits 4" diameter hole. Wire keeps cap attached to base.
4" to 3" Cylinder Reducer with Cable		P/N A2238-03	Meets OSHA Regulations Use with 4" diameter adapters to allow use of 3" mast IN-2003.
MSA Rescuer		P/N 10158178	Standards: ANSI Z359.14, OSHA Fast, easy and intuitive fall protection with integral bi-directional retrieval capability. Stainless steel cable, 50 ft. (16m). Unit weight: 34 lbs.
MSA Winch		P/N 10147301	Standards: ANSI Z359.14, OSHA Maximum work load of 400 lbs. for personnel, 620 lbs. for materials. Includes integral RFID technology and self-locking swivel 36C snaphook. Stainless steel cable, 65 ft. (20m). Unit weight: 30 lbs.
Mounting Bracket		P/N IN-2404	Meets OSHA Regulations Mounting bracket for MSA Rescuer and MSA Winch.

MSA Confined Space Entry Equipment

MSA XTIRPA Pole Hoist System

Use for confined space vertical/horizontal entry and fall protection when portable base is needed.

Pole Hoist Systems are portable anchorage connectors used for vertical and horizontal entry into confined spaces. When attached to an anchor point, the Pole Hoist provides retrieval and fall protection when limited overhead clearance is present. The Pole Hoist can also be configured for horizontal entry applications such as lifting, lowering and fall protection.

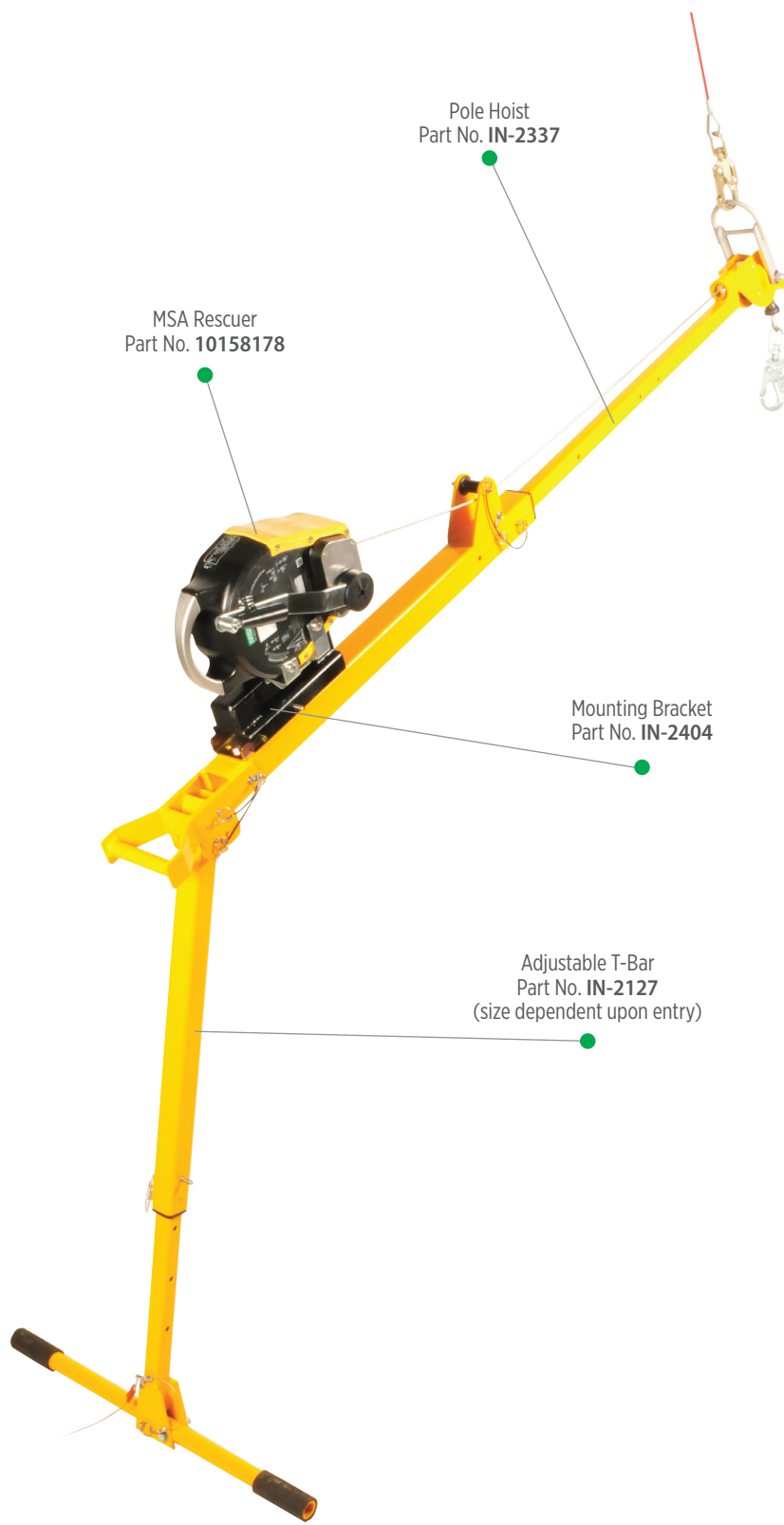
Weight Capacity

360 lbs. (163 kg)

as pictured with
MSA Rescuer

Required System Components

- 48"-72" Pole Hoist **IN-2337** or 57"-102" Pole Hoist **IN-2338**
- Adjustable T-Bar (size dependent upon entry)
- Anchorage Connector
- Rescuer SRL such as **10158178** and corresponding attachment bracket such as **IN-2404**



Ordering Information

Pole Hoist
(48-78" or 57-102")



P/N IN-2337 48-78"
P/N IN-2338 57-102"

Meets OSHA Regulations

Pole hoist system with swivel head for vertical and horizontal retrieval and fall arrest. Extends with 2 fixed angles. Use with certified anchor point. Purchase adjustable T-bar leg separately.

Adjustable T-Bar
(48", 47-75" or 12-14")



P/N IN-2127 48"
P/N IN-2256 47-75"
P/N IN-2274 12-14"

Meets OSHA Regulations

Adjustable T-bar attaches to adjustable swivel head pole hoist IN-2337 or IN-2338 for base stability of pole hoist system. Extends to specific lengths.

Flange Adapter for Lateral Entry



P/N IN-2242

Meets OSHA Regulations

Anchor point for vertical and horizontal entry with pole hoist system. Can be used on round or square flange that can support 5000 lbs as anchor point. Flange includes snaphook. Existing studs of structure needed for attachment.

Universal Ring Adapter



P/N IN-2087

Meets OSHA Regulations

Universal ring adapter for use on ceiling or wall with pole hoist system. Use horizontally or vertically. Bolts not included.

Jib Adapter for Lateral Entry



P/N IN-2241

Meets OSHA Regulations

Jib adapter is positioned outside of confined space entry points to allow lateral entry. Jib adapter is typically used with tanks when walls are too thin for anchor point. Can be certified anchor point when anchored at base. Height adjusts from 88.9" to 109.2".

MSA Rescuer



P/N 10158178

Standards: ANSI Z359.14, OSHA

Fast, easy and intuitive fall protection with integral bi-directional retrieval capability. Stainless steel cable, 50 ft. (16m).

MSA Winch



P/N 10147301

Standards: ANSI Z359.14, OSHA

Maximum work load of 400 lbs. for personnel, 620 lbs. for materials. Includes integral RFID technology and self-locking swivel 36C snaphook. Stainless steel cable, 65 ft. (20m).

Mounting Bracket



P/N IN-2404

Meets OSHA Regulations

Mounting bracket for MSA Rescuer and MSA Winch.

MSA Confined Space Entry Equipment

MSA XTIRPA Counter Weight System

Use for confined space vertical entry and fall protection when portable base is needed.

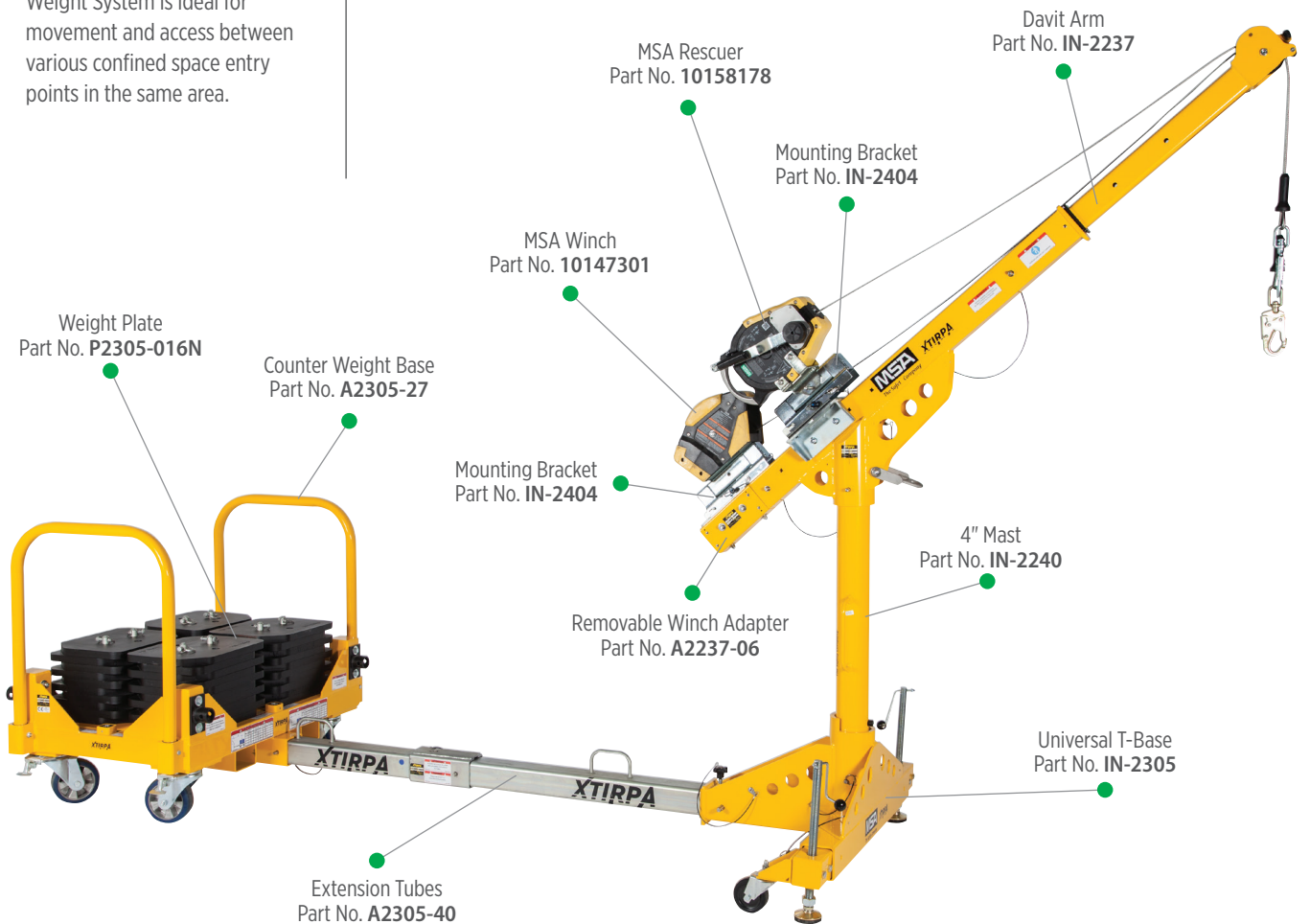
Counter Weight Systems are portable anchorage connectors used for vertical entry into confined spaces. The Counter Weight System is to be used with the Counter Weight Base for counterbalance. The Counter Weight System is ideal for movement and access between various confined space entry points in the same area.

Weight Capacity





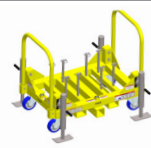









360 lbs. (163 kg) as pictured with MSA Rescuer

Required System Components

- Davit Arm **IN-2237**
- 4" Mast with 42" Height **IN-2240**, or 4" Mast with 60" Height **IN-2313**
- T-Base Extension 72" **A2305-16**
- Universal T-Base for 4" Mast **IN-2305**
- 50 lb. Weight Plates **P2305-016N** (Qty: 40)
- Rescuer SRL such as **10158178** and corresponding attachment bracket such as **IN-2404**



Ordering Information

Davit Arm 30" to 48" Reach 	P/N IN-2237	Meets OSHA Regulations
30-48" Extendable Davit Arm for fall protection and retrieval facilitates access to confined spaces. Use with masts IN-2240 or IN-2313. Pinholes located at 30", 36" and 48" to accommodate various reach lengths. Equipped with 5000-lb. anchor point. For extra winch configurations, use A2237-06.		
Removable Winch Adapter 	P/N A2237-06	Meets OSHA Regulations
Removable winch adapter for 30-48" extendable davit arm IN-2237.		
4" Mast for Davit Arm (42" or 60") 	P/N IN-2240 42" Height P/N IN-2313 60" Height	Meets OSHA Regulations
4" mast for confined space fall protection and retrieval to be used in conjunction with 30-48" extendable davit arm IN-2237. Can also be used with universal T-base IN-2305.		
Universal T-Base for 4" Mast 	P/N IN-2305	Meets OSHA Regulations
Portable T-base for confined space fall protection and retrieval. Attaches to counter weight base A2305-27 via extension A2305-40. Use with masts IN-2240 or IN-2313 and davit arm IN-2237. Purchase weights separately.		
Counter Weight Base 	P/N A2305-27	Meets OSHA Regulations
Portable counter weight confined space system attaches to T-base mount IN-2305 via extension A2305-23. Serves as anchor point. Use with mast IN-2240 or IN-2313 and davit arm IN-2237. Purchase weights separately.		
Weight Plate, 50lb 	P/N P2305-016N	
50 lb. weight plate for use on counter weight base A2305-27. 40 plates required for counter weight base.		
T-Base Extension, 72" with 2.5" Receiver 	P/N A2305-16	Meets OSHA Regulations
72" extension connects to universal T-base for 4" mast IN-2305 using T-base reducer A2305-25. Permits T-base to connect to vehicle hitch. Used for 2.5" vehicle hitch. Use reducer A2305-20 to fit 2" vehicle hitch.		
Reducer 2.5 to 2" for T-Base Extension 	P/N A2305-20	
Reducer used with 72" extension A2305-16. Allows T-base extension to fit into 2" vehicle hitch.		
Extension Tubes 96" for Counter Weight Base 	P/N A2305-40	Meets OSHA Regulations
96" extension tube for counter weight base.		
T-Base Reducer for 72" Extension 	P/N A2305-25	
T-base reducer for 72" extension A2305-16.		
90 Degree Extension for Universal T-Base for 4" Mast 	P/N A2305-29	Meets OSHA Regulations
90° extension for universal T-base for 4" mast IN-2305.		
MSA Rescuer 	P/N 10158178	Standards: ANSI Z359.14, OSHA
Fast, easy and intuitive fall protection with integral bi-directional retrieval capability. Stainless steel cable, 50 ft. (16m). Unit weight: 34 lbs.		
MSA Winch 	P/N 10147301	Standards: ANSI Z359.14, OSHA
Maximum work load of 400 lbs. for personnel, 620 lbs. for materials. Includes integral RFID technology and self-locking swivel 36C snaphook. Stainless steel cable, 65 ft. (20m). Unit weight: 30 lbs.		
Mounting Bracket 	P/N IN-2404	Meets OSHA Regulations
Mounting bracket for MSA Rescuer and MSA Winch.		



MSA—The Safety Company

Established in 1914, MSA Safety Incorporated is the global leader in the development, manufacture and supply of safety products that protect people and facility infrastructures. Many MSA products integrate a combination of electronics, mechanical systems and advanced materials to protect users against hazardous or life-threatening situations. The company's comprehensive product line is used by workers around the world in a broad range of markets, including the oil, gas and petrochemical industry, the fire service, the construction industry, mining and the military. MSA's core products include self-contained breathing apparatus, fixed gas and flame detection systems, portable gas detection instruments, industrial head protection products, firefighter helmets and protective apparel, and fall protection devices. With 2020 revenues of \$1.35 billion, MSA employs approximately 5,200 people worldwide. The company is headquartered north of Pittsburgh in Cranberry Township, Pa., and has manufacturing operations in the United States, Europe, Asia and Latin America. With more than 40 international locations, MSA realizes approximately half of its revenue from outside North America. For more information visit MSA's web site at www.MSAafety.com.

Our Mission

MSA's mission is to see to it that men and women may work in safety and that they, their families and their communities may live in health throughout the world.

MSA: WE KNOW WHAT'S AT STAKE.

Note: This Bulletin contains only a general description of the products shown. While product uses and performance capabilities are generally described, the products shall not, under any circumstances, be used by untrained or unqualified individuals. The products shall not be used until the product instructions/user manual, which contains detailed information concerning the proper use and care of the products, including any warnings or cautions, have been thoroughly read and understood. Specifications are subject to change without prior notice.

MSA operates in over 40 countries worldwide. To find an MSA office near you, please visit MSAafety.com/offices.